




# Chisapani Nagarkot Hiking



## Description

"Journey Through Nature's Canvas: Chisapani to Nagarkot!"

Cost per person \$ 235

**\$ 235 / Person**

Hiking on the trail of the Chisapani Nagarkot Hiking can be very awesome and interesting as it is slightly more walking hours hike as compared to another short trekking trail in Nepal. Nepal Trekking Routes Treks & Expeditions presents this package of the Chisapani Nagarkot hiking towards the paddy and terraced farmland landscape of the Chisapani and gorgeous Nagarkot for the views of the sunrise, mountains, and surrounding area.

## Chisapani Nagarkot Hiking

The Nagarkot hiking starts from a one-hour drive to the drinking water supply source of the Bagmati River Sundarijal. Once you have trekked from the Sundarijal the trekkers will reach Chisapani. The Sundarijal to Chisapani route consists of the water resources, rivers, and the village of Tamang origin People. The scenes of the paddy fields and terraced farmlands would be another amazing thing to see while you hike on this trail. The trail from Chisapani to Nagarkot offers

brehtaking views of mountains like Everest, Annapurna, Langtang, Dhaulagiri, Ganesh, and other unnamed mountains. The sunset and sunrise view upon the casement of the mountains will bless the stay in the Nagarkot. This beautiful hill station town of Nepal is very popular among tourists inside Nepal and among international tourists. You can visit the nearby home-staying village without staying in the hotels or lodges of the Nagarkot. While you stay in the homestay, you get more chances to learn about the lifestyle of the local people as well.

Come and hike with us in the hills of Chisapani Nagarkot passing by the forests, villages, terraced farmlands, and many wonders of Mother Nature along with the exhilarating scenes of the mountains.

## **Itinerary**

### **Day 01: Kathmandu to Chisapani**

Drive from Kathmandu to sundarijal and trek to the chisapani through the Mulkharka village

### **Day 02: Trek from Chisapani to Nagarkot 6 hour**

Trek from Chisapani to Nagarkot through the beautiful Shivapuri national and watershed of Nepal youngest National park with beautiful Himalayan cenary on Langtang himalayan rang .

### **Day 03: Nagarkot to Kathmandu**

Today is the best day to see sunrise .weakup early morning and see the beautiful sunrise with landscape of Himalayan valley and diversity of Nepal and having breakfast . After breakfast you are going to the kathmandu

## **FAQs**

### **1. How do I get to the starting point of the hike?**

You can take a taxi or local bus from Kathmandu to Sundarijal, which is the starting point of the hike. The drive takes about an hour.

### **2. What should I pack for the hike?**

Essentials include comfortable hiking shoes, a water bottle, snacks, sunscreen, a hat, a rain jacket, a small first aid kit, layers of clothing, a flashlight, and personal toiletries.

### **3. Are meals provided during the hike?**

Meals are usually available at the guesthouses and lodges along the trail. It's a good idea to carry some snacks and energy bars for the hike.

### **4. Do I need a guide for this hike?**

While the trail is well-marked, having a guide can enhance your experience by providing local insights and ensuring your safety, especially if you are a first-time hiker.

## **Cost Inclusion**

- Airport pick-up and drop off service ,
- Trekking Guide and Trekking porter (Two participant=1 porter Maximum 25 kg of luggage )
- Breakfast, accommodation during the trekking, and Kathmandu following iteniry
- Sleeping bags, down jackets, duffel bags and trekking sticks if required,
- Trekking permit of National Park,
- TIMS(Trekking Information Management System )
- Flight fare from Kathmandu to lukla and lukla to Kathmandu
- Insurance and equipment for the trekking staffs
- First aid kit
- Farewell dinner in Kathmandu with a cultural program in a typical Traditional Nepali restaurant

## **Cost Exclusion**

- Personal expenses
- Lunch dinner Drinks, beverages, hot shower,
- Travel Insurance
- Tips
- Meals & hotel accommodation in Kathmandu (with outiteniry )

## **Trip Information**

**Trip Duration:** 3 Days

**Trip Code:** JOKN23

**Duration:** 3

**Primary Activities:** Hiking

**Arrival City:** Kathmandu

**Departure City:** Nagarkot

**Transportation:** Vehicle

**Best Season:** December